


Student Guide

Seventh Grade Social Studies

2006-2007



I. Course Content

The focus of seventh grade social studies is the Eastern World. We will learn about the land and people on four continents! Our first unit is a study of the earth's structure and landforms, cultures of the world, and how people have adapted to living and working together in various ways. After this, we will study of specific regions of the world: Australia, Oceania, Antarctica, Africa and Asia.

II. Class Materials

Each day, bring to class your textbook, your social studies notebook and a sharpened pencil. You will sometimes also need to bring other assigned reading or project materials. I will list this on the board for you to check before class so you can be sure to be prepared.

III. Class Rules*

In our class, actions must always be guided by:

Respect – for yourself, all members or guests of our class, our school and the property of others

Common Good – Your responsible behavior should contribute to the common good of the group.

Diversity - We each have diverse and unique gifts, talents and challenges. Respect and learn from the talents of your classmates, teachers and other members of the school staff while you share your talents with the rest of us.

*All rules in the Middle School Handbook apply to this classroom.

IV. Class Procedures

Entering Class - Enter the classroom in a quiet and orderly manner with your materials. Check the notes on the board for anything else you might need for that day.



Be in your assigned seat and ready to begin class at the class period starting time. If you are not in your seat or need to return to your locker for materials, you are late (tardy) for class.

Planner - Quietly copy the day's planner notes from the board while role is being taken. I will explain details after I take role. We will occasionally have planner quizzes that will require you to use your planner to answer the questions, so keep it up to date every day.

Intro Work - Begin the day's "Intro Work" after your planner is filled in. Most class periods will begin with a short activity that will be on the board, screen, or on your desk. If you finish the activity early, you may read or do other work quietly.

Class Time – Our time in class is valuable. Use class time wisely. Do not disturb the learning of other members of our class.

The Day's Activities - After we check, discuss and/or hand in the "Intro Work," we will continue with the day's activities as outlined on the board.





Dismissal - Students will be dismissed from their assigned seats by the teacher when the classroom is neat and orderly.

Restroom - Make every effort to use the restroom between classes or during lunch. Emergencies are an exception. If you believe you will be a little late for class when you are going to use the restroom, tell me before class so I can excuse you.

Absences – When you return after you have been absent, copy planner notes and assignments from the Assignment Calendar into your planner. Pick up handouts you missed from the folder by the calendar.

Handing in Work – Work that is late due to any circumstance should be put in the basket for you class period. All late assignments will lose “On Time” points unless they are late due to absence. The “Out” tray is for graded assignments that are being returned. Assignments that were returned when you were absent can be found in the “Out” tray for you to pick up.




V. Your Notebook – We will set up your three-ring notebook together and learn how to keep it organized. The dividers will be used to create different sections for different types of materials. Some items will be kept in your notebook all year. Other sections will be cleaned out each marking period. All class notes, chapter handouts, study guides, tests, and most assignments will be kept in your notebook. Your notebook will be extremely valuable when you are studying. Some quizzes or tests will be given “open notebook.” In addition, your organized notebook will earn points when it is periodically reviewed and scored.


VI. Grading

Grading Categories	Percent of Grade
Tests/Quizzes/Projects	40
Daily Work/ Homework	40
Student Skills	20

Tests/ Quizzes/Projects - Chapters or units will concluded with a test or quiz. Students will be provided with a study guide or list of the information that they need to study for the test. Projects may included readings and responding to literature related to our unit of study, GIS computer mapping projects or research projects. Successful completion of projects will usually require students to spend time working on it outside of class. Students will know the project due date well in advance. Projects will receive an “on-time” grade as well as a project grade. Late projects will receive a “0” for the on-time grade. “On-time” points cannot be made up.

Daily Work/Homework – This category includes the daily work involved with learning. Daily assignments that are not completed in school should be finished at home. Assignments are also periodically checked for completeness at the start of the hour before the assignment is corrected or handed in. The work must be completely done, showing a genuine effort, at the start of the hour in order to receive credit. This will be listed as an “on-time” homework grade and is credit/no credit.





Student Skills – Student Skills fall into 3 general categories. Students earn a “1” or “0” in each of these categories daily:

1. **Prepared** – Students are expected to come to class prepared and on time. Assignments are to be completed on time.
2. **Planner** – Students are to bring their planners to class *every day* and use them for recording class assignments *every day*.
3. **Use of Time** – Students are to use class time wisely and demonstrate personal responsibility in managing materials and interacting with other members of the class.

Quality Work

Students are encouraged to take pride in the quality of their work.

General expectations for **all work** include:

1. Neat and professional appearance
 - a. Legible handwriting
 - b. No wrinkles or “doodles.”
2. Proper heading in top right corner
 - a. Name
 - b. Hour
 - c. Date
3. Best effort to be complete and correct
 - a. A sincere effort to do all work completely and correctly

Grading Scale

95-100	A
90-94	A-
87-89	B+
83-86	B
80-82	B-
77-79	C+
73-76	C
70-72	C-
67-69	D+
63-66	D
60-62	D-



I have read and understand the Student Guide for Social Studies.

(Student Signature)

(Parent Signature)